

TeeChart for .NET - Native C# Charting Component

For your Windows, Mac OSX, Android and iOS charting applications!

Using TeeChart C# version in Microsoft's VS.NET you can deliver common-code to Windows apps with Winform, WPF, Silverlight, ASP.NET, Windows.Store, Windows Phone and Compact Framework; you can open that same chart code in Mono and Xamarin for Mono and reach Android, iOS and Mac OSX, you'll just need to think about the interface variations on the different platforms, TeeChart supports all the event / interactivity variations.



TeeChart fits to differing platforms

Windows Phone support

TeeChart was implemented to work seamlessly for Microsoft's Windows Phone v7 and v8 mobile platform.



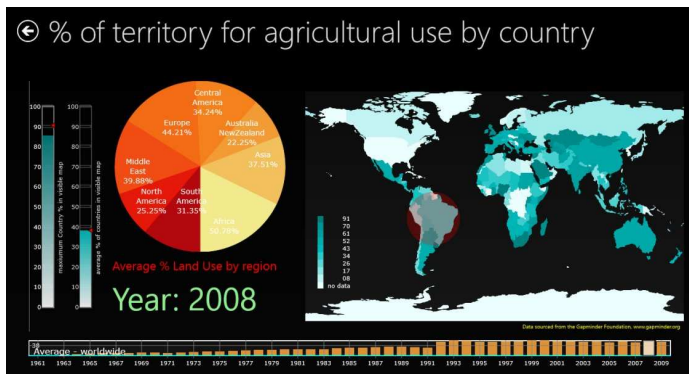
Example of Charts performing on Windows Phone 7 devices

Feature summary

- 100% Managed C#.NET Charting Control
- Optional - Full C# SourceCode available
- Fully exploits Microsoft.net Framework v2.0, v3.5, v4.0, v4.5, v.4.5.1
- ASP.NET Framework v2.0 and higher
- Silverlight v3.0, v4.0, v 5.0
- Compatible with Visual Studio, v2005, v2008, v2010, v2012, v2013
- Components for Winforms, WebForm, Compact Framework and SQL Reporting Services
- Support for Microsoft's Windows Phone v7 and v8
- Windows.Store support with Windows 8 & RT
- HTML5 support browsers
- Data aware - Direct access to .NET data sources
- Direct access to URL addressable Charts
- Designtime WebForm WYSIWYG Chart Control
- Pocket PC and WindowsCE support
- 12 standard Series types
- 45 Extended Series types
- 41 Statistical functions
- Functions includes ADX, Bollinger, Correlation, Exponential Trend, MACD, Median, Mode, Perimeter, Reducing number of Points, RSI and Variance
- 2D, 3D plus OpenGL 3D
- TeeChart Themes for template and colour palette management
- Direct high-speed, add of Array data to Chart.
- Zoom, scroll and real time
- Multiple unlimited Custom Axes
- Stream export/import capability for BLOB storage and direct output to client (eg. browser)
- Image export as bitmap, metafile, JPEG, PNG, GIF, TIFF, PDF, SVG, EPS, & native Chart format
- Data export as Excel, XML, HTML, CSV (Text) & native Chart format
- Builds and exports to Flash via Flex compiler
- Royalty free in compiled desktop applications
- 31Chart add-on tools including annotation and colour banding
- Multi-page Charts
- Custom 3D Drawing Objects
- Customisable printing
- Transparency and anti-aliasing on all Chart object Pens, Brushes, Fonts and Gradients
- Extensive demos for Visual Studio.NET including WinForms, ASP.NET WebForms and Compact Framework
- Ajax clientside WebChart processing
- Web functionality includes Hotspot, Scroll and Zoom Tools, and Mapping support
- New Text and XML Data Source Components
- Designtime integrated Chart and Series editor
- HTML Help v2 Online help and electronic reference
- Extended Statistical and Financial Functions
- Runtime Chart Editor and Print Previewer
- Runtime Series ListBox and TeeCommander control bar

Windows.Store support with Win 8 & RT

TeeChart for .NET TeeChart.Store component offers charting for your Windows.Store applications.



TeeChart.Store with Windows 8

Digital signal Processing Module

TeeChart.NET now ships with Direct2D rendering engine. This is ideal for the high speed data throughput required by DSP real-time applications.

Flex/ Flash output


TeeChart.NET uses the Flex compiler to compile your Chart to an swf Flash file. Some animation options are included.

SQL Reporting Services & Compact Framework

TeeChart.NET includes a palette component for Reporting Services and for Compact Framework mobile applications.

WPF /Silverlight Support

Render your Charts in WPF applications or to Silverlight pages.



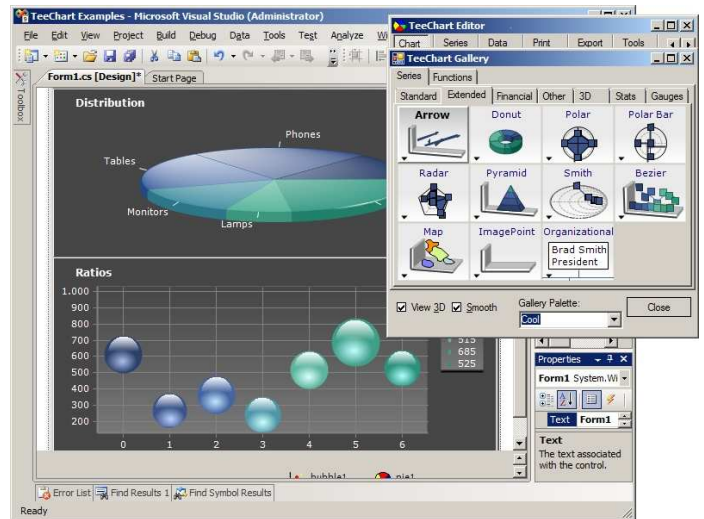
Gantt Series using an Opera Colour Palette

Flexible Datasourcing

Inbuilt support for all major .NET supported datasources including db/Adapters. Create data links with the Chart Editor or by code. Alternatively point a Chart Series to your manually coded, XML, Text data or data arrays.

ASP.NET

TeeChart.NET's WebChart Component may be placed on the WebForm panel for full inplace WYSIWYG editing. Export formats include: JPEG,GIF, PNG, Native Tee, TIFF, BMP, Flash and EMF. Charts may be streamed directly to the browser to avoid maintenance of temporary files. Optimisations for Ajax applications. Includes Tools for Hotspot, Scroll and Zoom plus mouseclick sensitivity. The Charting component includes extensive code examples to guide the way.



TeeChart.NET in Visual Studio.NET IDE.
Editor Gallery

Gauges

Dynamic Gauges, Circular, Linear, Numeric or Combination. TeeChart's Gauges are completely configurable to give you full control of format, size, colour, and shape for your dashboard application.

Financial Applications

TeeChart is packed with functionality to produce high-class financial Charting applications. Open-High-Low-Close Series, Candle, Volume and MACD, ADX, Stochastic, Bollinger, Momentum, Moving Average and many more statistical functions.

GIS Mapping

Mapping with support for open standard map formats.